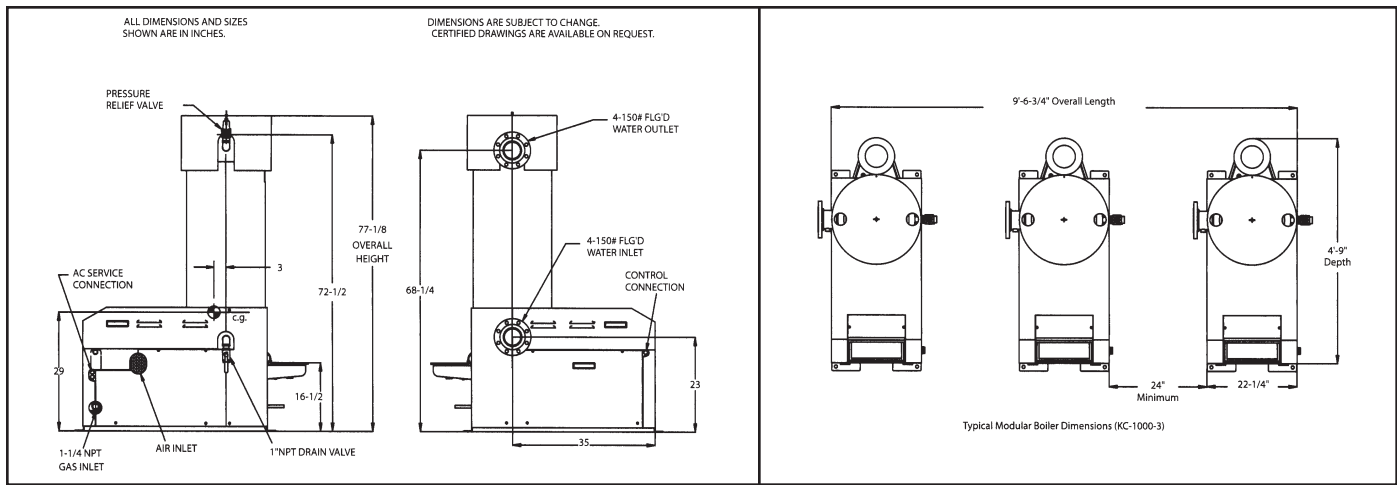


Dimensions KC-1000 Boiler



Ratings and Dimensions

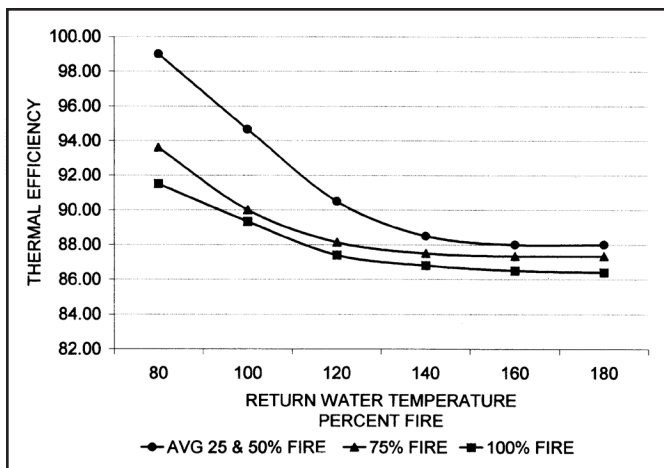
Modules	Model (a)	Mbh Input (b)	Mbh Output (b) (c)	Width (1)	Depth	Height	Weight (wet)
One (1)	KC-1000	1000mbh	860mbh-930mbh	1'10"	4'9"	6'8"	1200 lbs.
Two (2)	KC-1000-2	2000mbh	1720mbh-1860mbh	5'10"	4'9"	6'8"	2400 lbs.
Three (3)	KC-1000-3	3000mbh	2580mbh-2790mbh	9'8"	4'9"	6'8"	3600 lbs.
Four (4)	KC-1000-4	4000mbh	3440mbh-3720mbh	13'6"	4'9"	6'8"	4800 lbs.
Five (5)	KC-1000-5	5000mbh	4300mbh-4650mbh	7'4"	4'9"	6'8"	6000 lbs.
Six (6)	KC-1000-6	6000mbh	5160mbh-5580mbh	21'2"	4'9"	6'8"	7200 lbs.
Seven (7)	KC-1000-7	7000mbh	6020mbh-6510mbh	25'	4'9"	6'8"	8400 lbs.
Eight (8)	KC-1000-8	8000mbh	6880mbh-7440mbh	28'10"	4'9"	6'8"	9600 lbs.

(a) Style to be determined by individual application requirement.

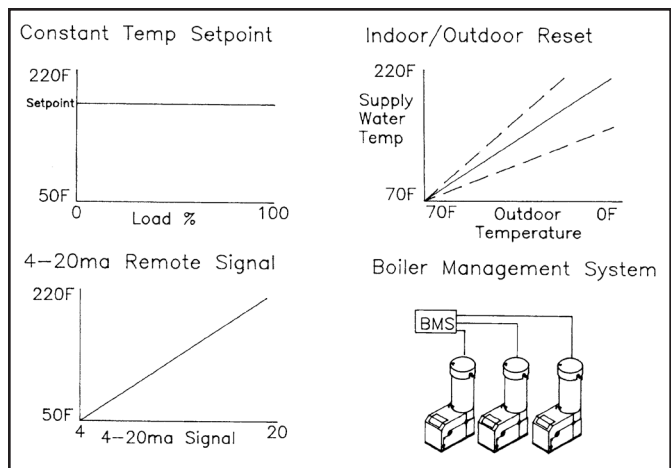
(b) Altitude below 2,000'. Apply Altitude Correction Factor above 2,000'.

(c) Output dependent upon application – see efficiency curves.

Efficiency Curves



Programmable Modes of Operation



Represented by:

HEAT EXCHANGES • WATER HEATERS • BOILERS
CONTROL VALVES • STEAM GENERATORS



HOT WATER SYSTEMS

AERCO INTERNATIONAL, INC. • 159 PARIS AVENUE
NORTHVALE, NJ 07647-0128 • (201) 768-2400 • FAX (201) 768-7789
www.aerco.com • E-mail: info@aerco.com

Specifications subject to change.
Consult website or contact AERCO.
GFB-1 Print 5M 7/09 GS
New DOC 7/09